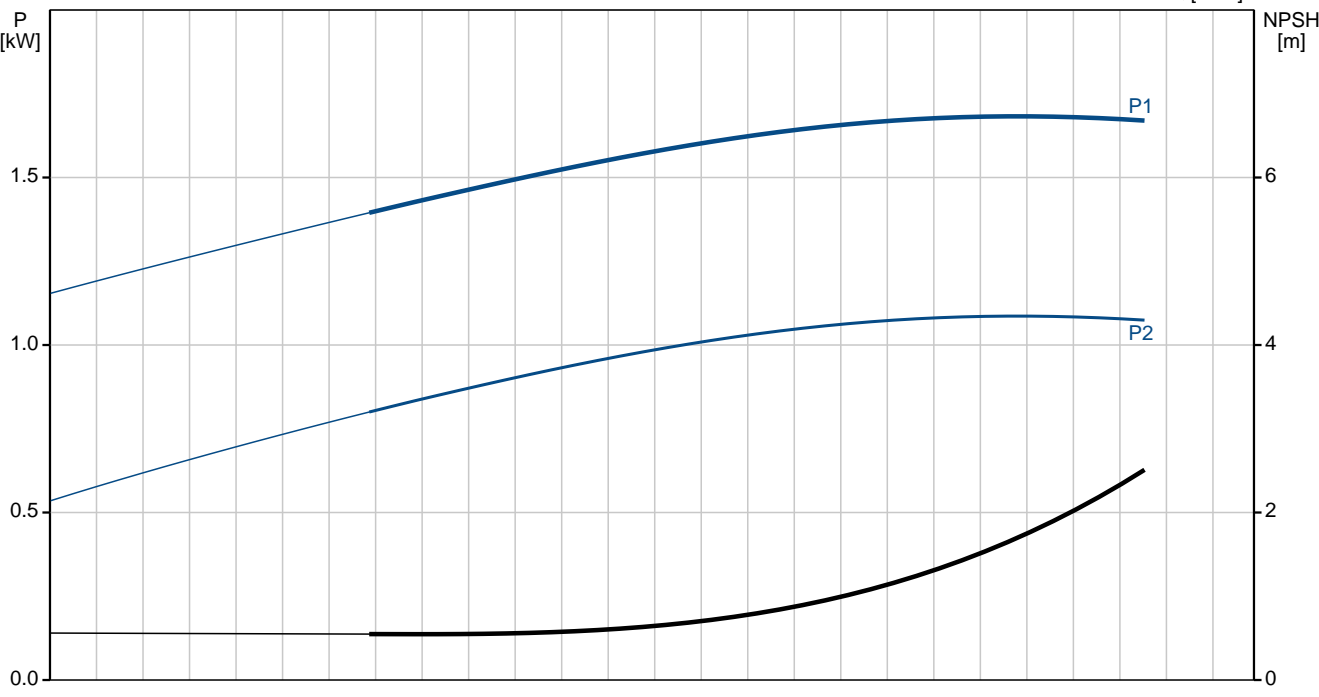
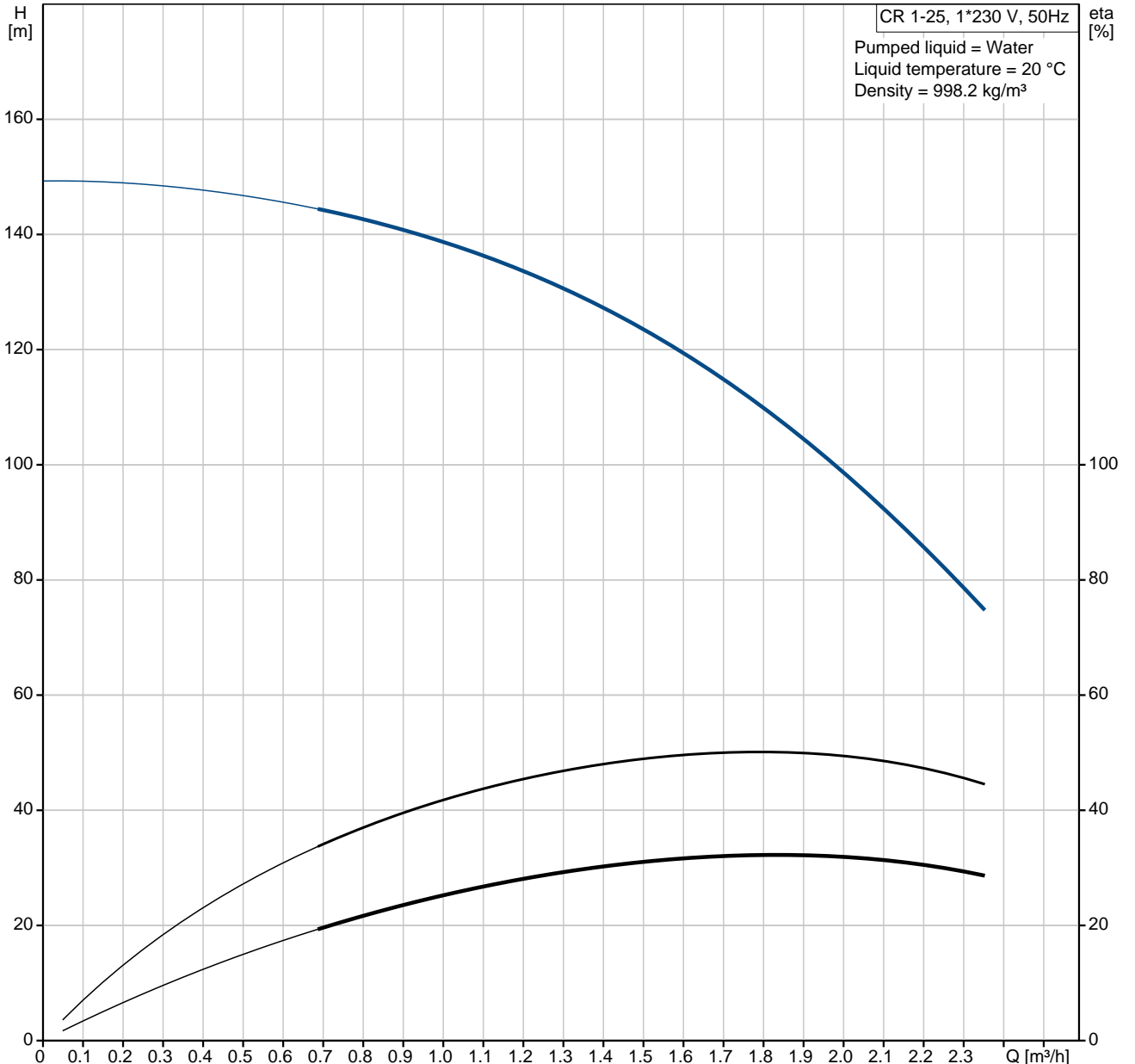
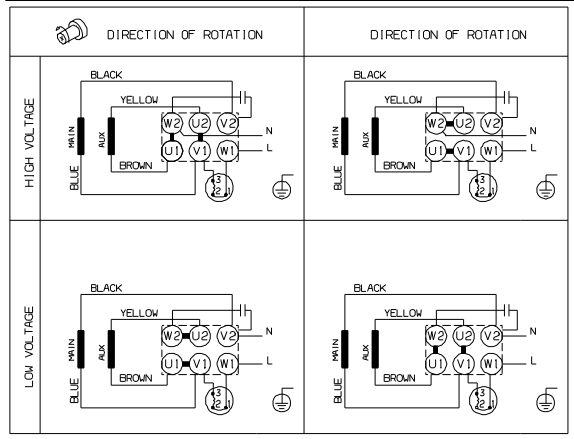
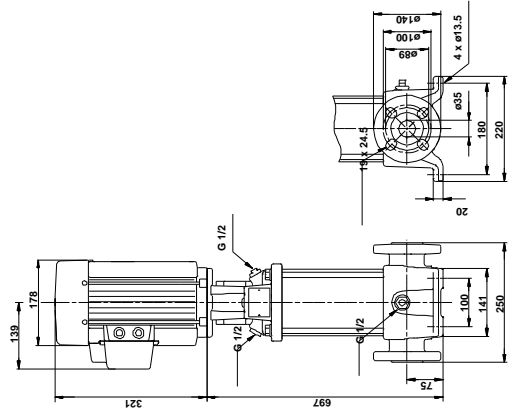
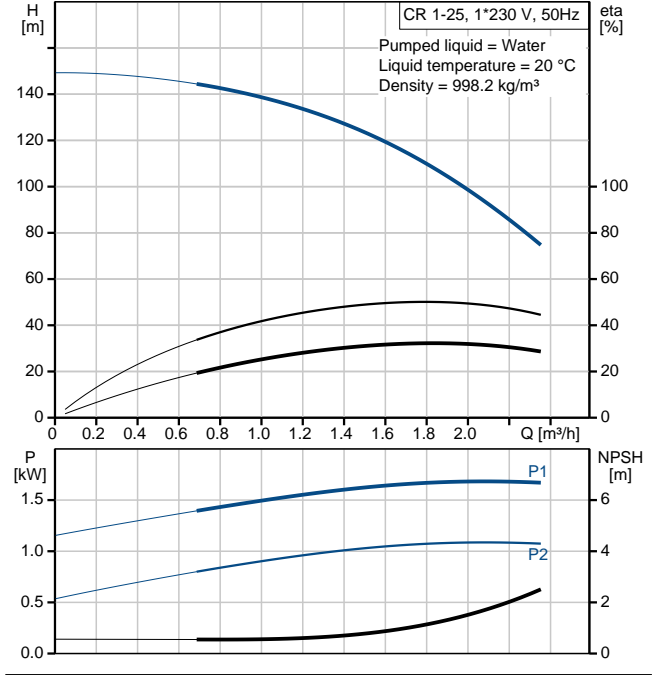


96533340 CR 1-25 50 Hz

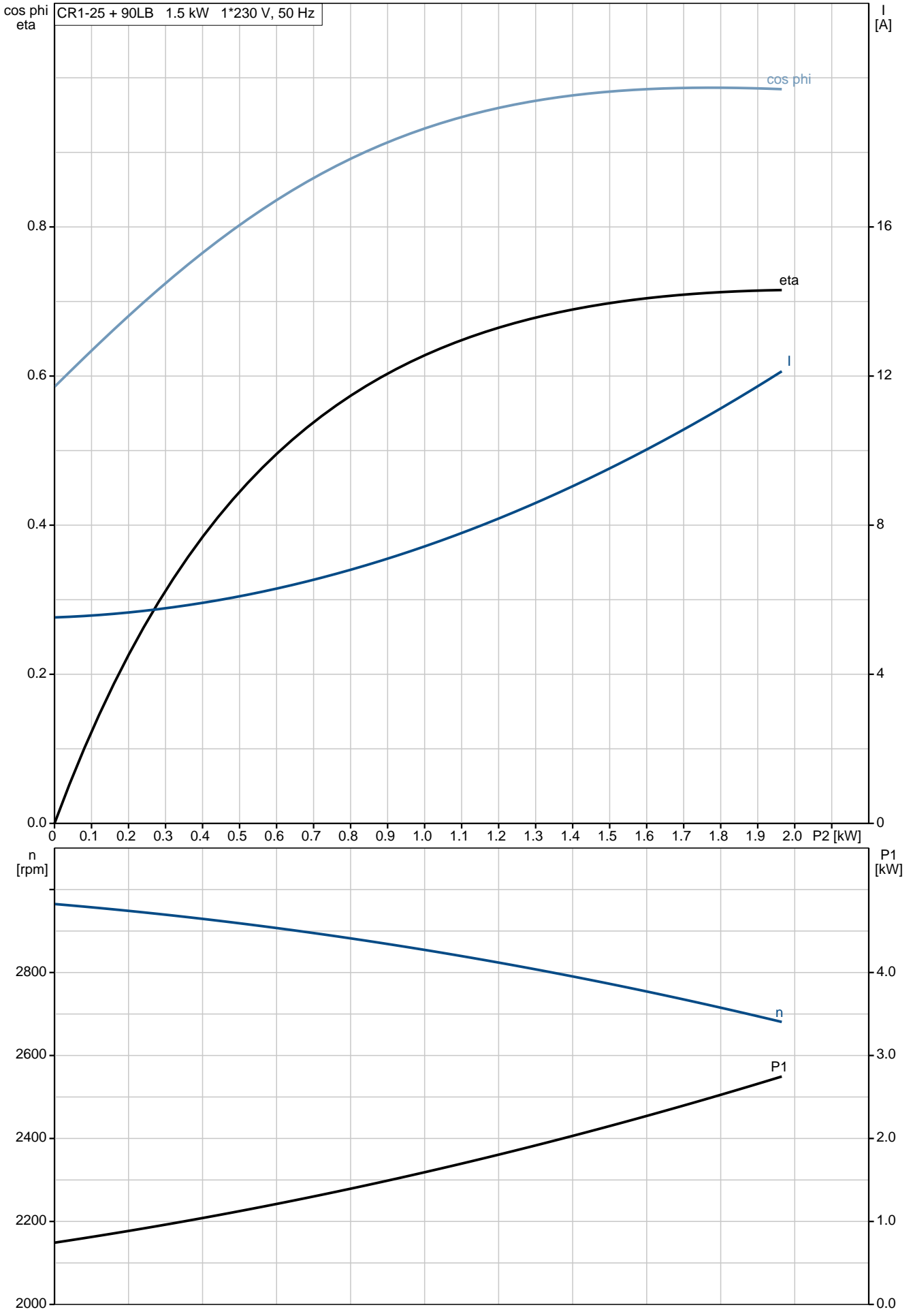


Description	Value
Product name:	CR 1-25 A-FGJ-A-E-HQQE
Product No:	96533340
EAN number:	5700397449301
Price:	On request
Technical:	
Speed for pump data:	2767 rpm
Rated flow:	1.8 m³/h
Rated head:	111 m
Head max:	152 m
Impellers:	25
Shaft seal:	HQQE
Approvals on nameplate:	CE, TR
Curve tolerance:	ISO 9906:1999 Annex A
Pump type:	CR 1
Stages:	25
Pump version:	A
Model:	A
Materials:	
Pump housing:	Cast iron EN-JL1030 ASTM A48-30 B
Impeller:	Stainless steel DIN W.-Nr. 1.4301 AISI 304
Material code:	A
Code for rubber:	E
Installation:	
Maximum ambient temperature:	40 °C
Max pressure at stated temp:	25 bar / 120 °C 25 bar / -20 °C
Flange standard:	DIN
Connect code:	FGJ
Pipe connection:	DN 25 / DN 32
Pressure stage:	PN 16 / PN 25
Flange size for motor:	FT115
Liquid:	
Pumped liquid:	Water
Liquid temperature range:	-20 .. 120 °C
Liquid temp:	20 °C
Density:	998.2 kg/m³
Kinematic viscosity:	1 mm²/s
Electrical data:	
Motor type:	90LB
IE Efficiency class:	NA
Number of poles:	2
Rated power - P2:	1.5 kW
Power (P2) required by pump:	1.5 kW 1.5 kW
Mains frequency:	50 Hz
Rated voltage:	1 x 220-230/240 V
Rated current:	9,90/8,90 A
Starting current:	390 %
Cos phi - power factor:	0,98/0,99
Rated speed:	2750/2740 rpm
Motor efficiency at full load:	72-70 %
Enclosure class (IEC 34-5):	55 (Protect. water jets/dust)
Insulation class (IEC 85):	F
Motor protec:	PTO
Motor No:	85215706
Others:	
Minimum efficiency index, MEI :	0.7
Net weight:	45.5 kg
Gross weight:	48.4 kg
Shipping volume:	0.11 m³

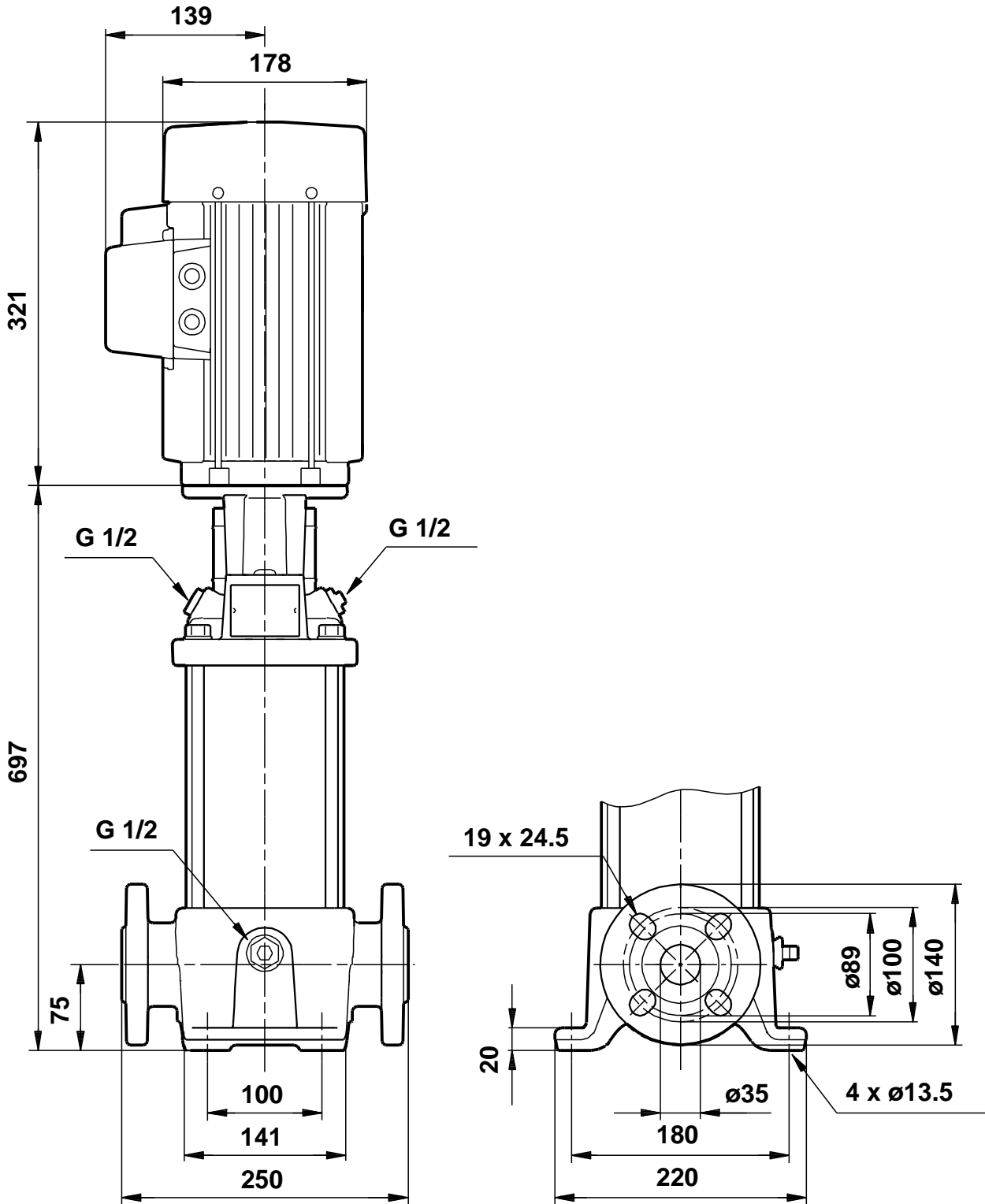


96533340 CR 1-25 50 Hz

CR1-25 + 90LB 1.5 kW 1*230 V, 50 Hz



96533340 CR 1-25 50 Hz



Note! All units are in [mm] unless others are stated.
Disclaimer: This simplified dimensional drawing does not show all details.